


Water and Wastewater Rates




Challenges




- Rising costs, aging infrastructure, increasingly stringent regulatory requirements.
 - Funding sources during economically difficult times.
-

Full Cost Pricing




- Full cost pricing is usually interpreted to mean factoring all costs - past and future, operations, maintenance and capital costs - into prices.
-

Expenses




- Maintenance, utilities, salaries/benefits, equipment cost, chemical, monitoring & testing, rent, insurance, professional services, training, billing, fees, security, and waste disposal.
-

Capital Improvement Projects




- Infrastructure Maintenance
 - Lift station and well rehabilitation
 - Metering/SCADA (remote monitoring)
 - System inspection and repair
 - Storage – painting, inspection and repair.
 - Emergency Standby Power
 - Upgrade Water Treatment plant
 - Source supply reliability

Cost of 16 oz. – Tap vs Bottle




\$0.0002	\$1.50
\$1.41/1000	\$12,000/1000

Sewer Rate Comparison



Location	Fixed Fee	Usage Fee	
Town of Plattsburgh	\$39.00 Quarterly 0-7000	\$4.50/1000	City Rates
Village of Keeseville	\$41.50 Quarterly 0-9000	\$4.00/1000	
City of Plattsburgh	\$20.97 (\$62.91 Q) Monthly 0-3000	\$6.00/1000	3001-6000
		\$5.69/1000	6001- up
Village of Malone	\$90.90 Quarterly W&S		
Town of Peru	\$52.00 Quarterly 0-6000	\$5.25/1000	

Water Rate Comparison



Location	Fixed Fee	Usage Fee	
Town of Plattsburgh	\$20.00 Quarterly 0-7000	\$1.41/1000	
Village of Keeseville	\$51.25 Quarterly 0-9000	\$3.75/1000	
City of Plattsburgh	\$11.65 (\$34.95 Q) Monthly 0-2000	\$5.18/1000 \$4.11/1000	2001-4000 4001- up
Village of Malone	\$90.90 Quarterly W&S		
Town of Peru	\$52.00 Quarterly 0-6000	\$3.75/1000	In district

Questions?

